



# ALLTERRA™



## WMDC and Windows 10 plus the Next Generation



Warren Eade | Pacific Islands Geospatial Manager



# WMDC and Windows 10

- Microsoft® ended support for Windows Mobile® Device Center (WMDC) in 2012; the latest Microsoft PC operating systems are not designed to be compatible with WMDC. WMDC may not work with the recently released Windows® 10 version 1703, or any subsequent Windows 10 versions

# WMDC and Windows 10

## **Not all connection problems are a result of this Win10 Update**

- Do other WM units connect ok to the pc?
- Do you have connection issues with Win 7 or 8?
- Are you running an earlier version of Win 10?
- Do you have WMDC installed?
- Has IT locked out some connectivity functions to certain users?

# WMDC and Windows 10

First make sure WMDC is installed.

<https://www.microsoft.com/en-us/download/details.aspx?id=3182>

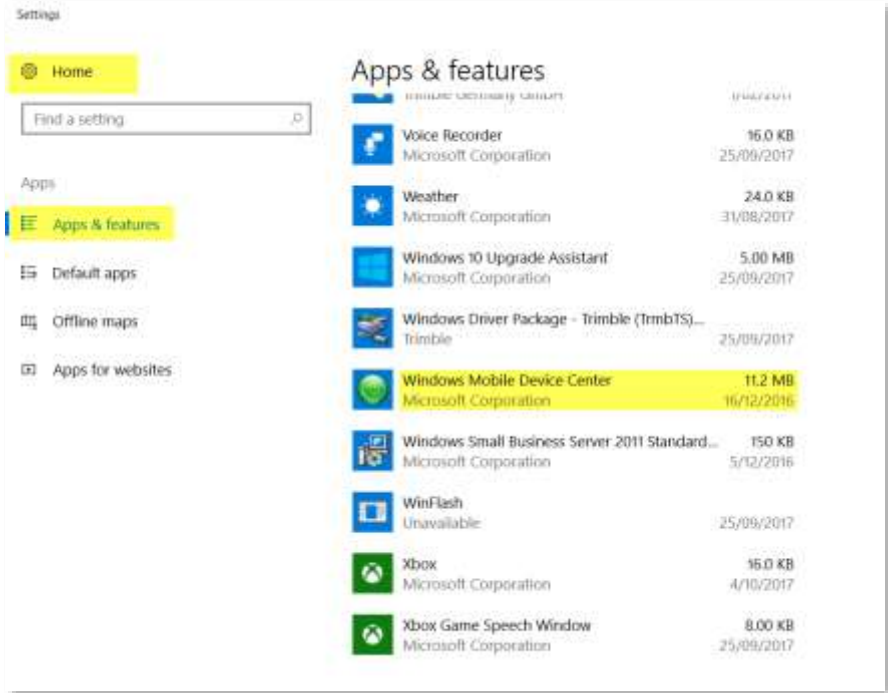
Microsoft Windows Mobile Device Center 6.1 Driver for Windows Vista (64-bit)



This new version of the Windows Mobile Device Center contains key improvements and new features to support Windows Mobile 6 devices. The Windows Mobile Device Center 6.1 is only supported on Windows Vista.

- + Details
- + System Requirements
- + Install Instructions

Check with IT that you have the correct permissions.

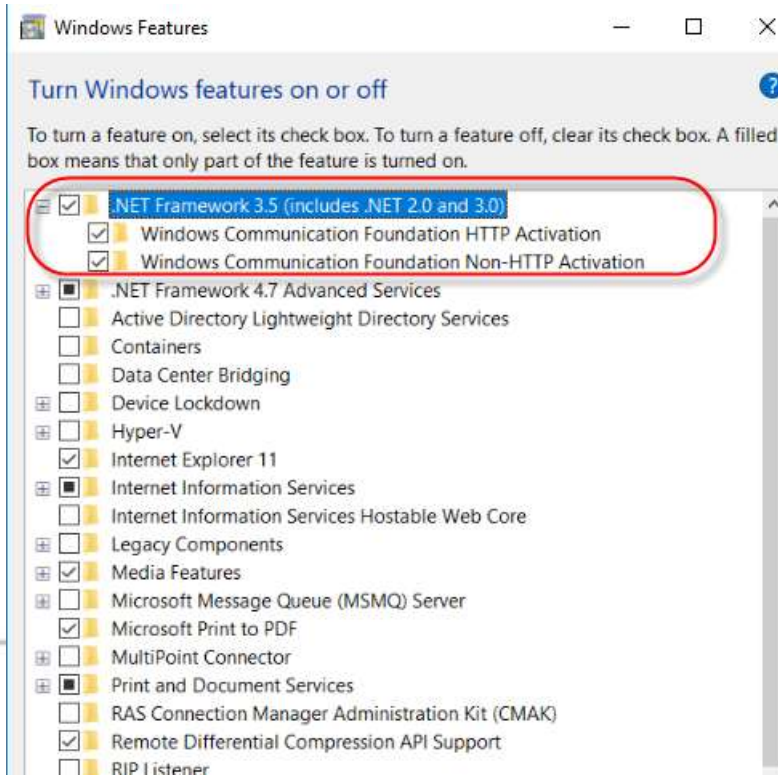


# WMDC and Windows 10



# WMDC and Windows 10

- Install and enable .NET Framework 3.5



# WMDC and Windows 10

Welcome to the Trimble Community

GET STARTED

ASK A QUESTION

FIND A RESOURCE

NEW TO THE COMMUNITY

Here are some tips to get you started:

Register

RESOURCES

Here are some helpful resources:

Datasheets

Webinars

UPCOMING EVENTS

10/10/2017	Nordic Rail	Jönköping, Scandinavia
17/10/2017	East South Africa User Conference	Drakensberg, South Africa
24/10/2017	Commercial UAV Expo USA	Las Vegas, NV, USA
21/11/2017	AusRail PLUS	Brisbane, Australia

# WMDC and Windows 10

The screenshot shows the Trimble Solutions community website. The page title is "Solutions" and it features a navigation menu with "Solutions", "Activity", "Content", "People", "Subspaces", and "Events". The main content area displays a list of items under the heading "All Content (1198)". The list is filtered by tag and sorted by latest activity. The item "Windows Mobile Device Center won't run on latest Windows 10 OS" is highlighted with a red box. Below the list, there is a watermark for "Activate Windows" and a link to "Go to Settings to activate Windows".

Title	Author	Latest activity	Views	0	0	0
Datasheet - Trimble TX5 Laser Scanner - English A4	Last modified by Jude Wirt	22 June 2017 14:04:05	371	0	0	0
Windows Mobile Device Center won't run on latest Windows 10 OS	Brenton Edgin	11 June 2017 10:01:36	7055	0	1	0
Sales sheet - Trimble GNSS Systems - English USL	Jude Wirt	08 May 2017 21:15:57	365	0	0	0
Sales sheet - Trimble GNSS Systems - English A4	Jude Wirt	08 May 2017 20:56:50	354	0	0	0
Datasheet - SX10 Scanning Total Station - Czech	Jude Wirt	08 May 2017 14:08:10	125	0	0	0



# WMDC and Windows 10

## Trimble Support Note



These Registry entries change the way in which the operating system handles the background processes (“Services”) that control WMDC connectivity. The handling of background Services has changed in Windows 10 1703 and these additions allow WMDC to continue to work.

A PC application tool that will add these Registry settings is available [here](#) to simplify the Registry editing process. The tool must be run with Administrator privileges because it modifies the PC’s Registry.

Download the tool to your PC and from the File Explorer right-click the file and choose **Run as Administrator**. A pop-up confirms the tool is from Trimble Navigation and asks for confirmation to run; choose **Yes**. A command window opens and displays the Registry values changed. Press any key to exit the application once it is complete.

### For more information

Contact your local Trimble Distribution Partner.





# Trimble TerraFlex with Trimble Connect Cloud

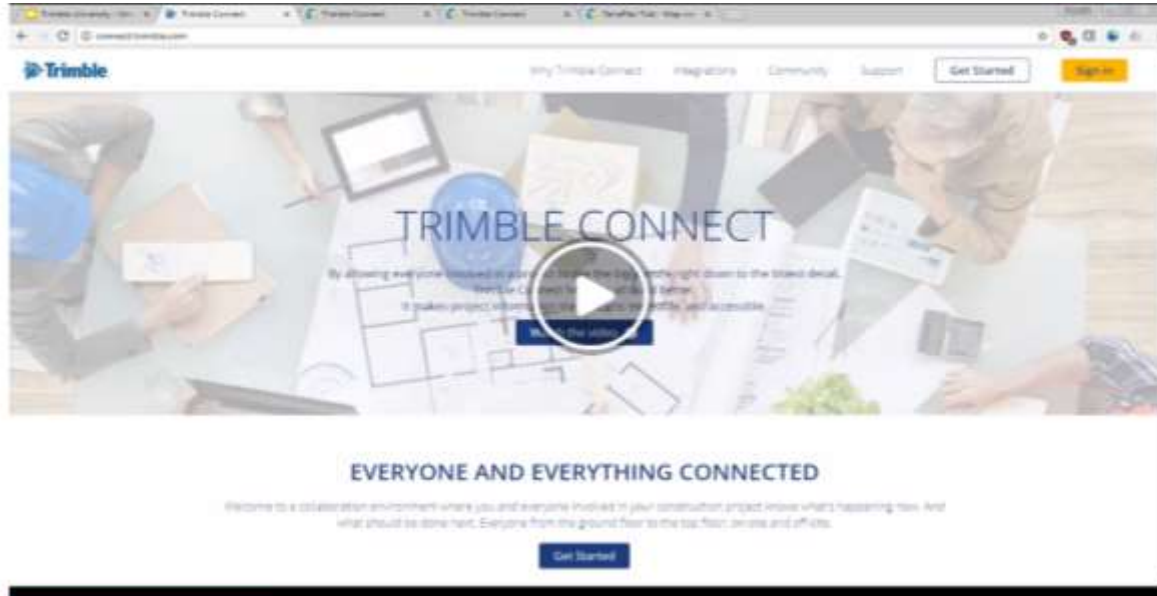


Geospatial Field Data Collection Software





# TerraFlex



[www.connect.trimble.com](http://www.connect.trimble.com)



# TerraFlex

Trimble Connect

PROJECTS

Filter

Clear Filters

New Project

Date

3/29/2016

Today Past 7 days Past 30 days All Time

Date Created

Date Modified

Start Date

End Date

Project Server Location

North America

Europe

Asia

Penmap Demo

NZDF

ALLTERRA

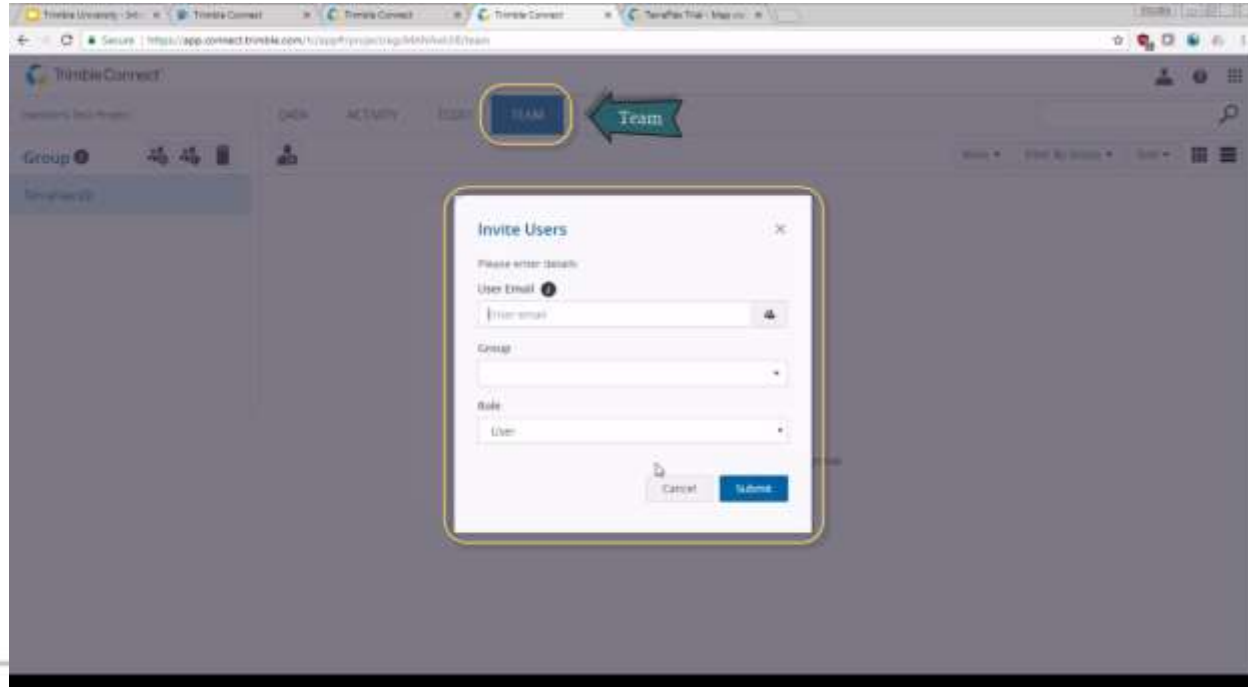
New Zealand DEFENCE FORCE

Te Ope Kōwhiri O Aotearoa

NAVY ARMY AIR FORCE



# TerraFlex





# TerraFlex

The screenshot displays the TerraFlex web interface. A modal window titled "Folder Permissions for 'TerraFlex Trial'" is open, showing options to set permissions for the folder. The interface includes a navigation menu with "Data" highlighted, an Explorer sidebar, and a main content area with a table of folders. A "Permissions" button is visible in the bottom right of the main content area.

**Folder Permissions for 'TerraFlex Trial'**

Below you can specify folder access for everyone, and add exceptions for specific groups or users.

Folder access for Everyone:

Folder access exceptions for Groups or Users:

Apply permissions to this folder only  
 Apply permissions to this folder and all its subfolders

1: Arrow pointing to the "TerraFlex Trial" folder in the Explorer sidebar.

2: Arrow pointing to the "Permissions" button in the bottom right of the main content area.

3: Arrow pointing to the "Folder Permissions" modal window.



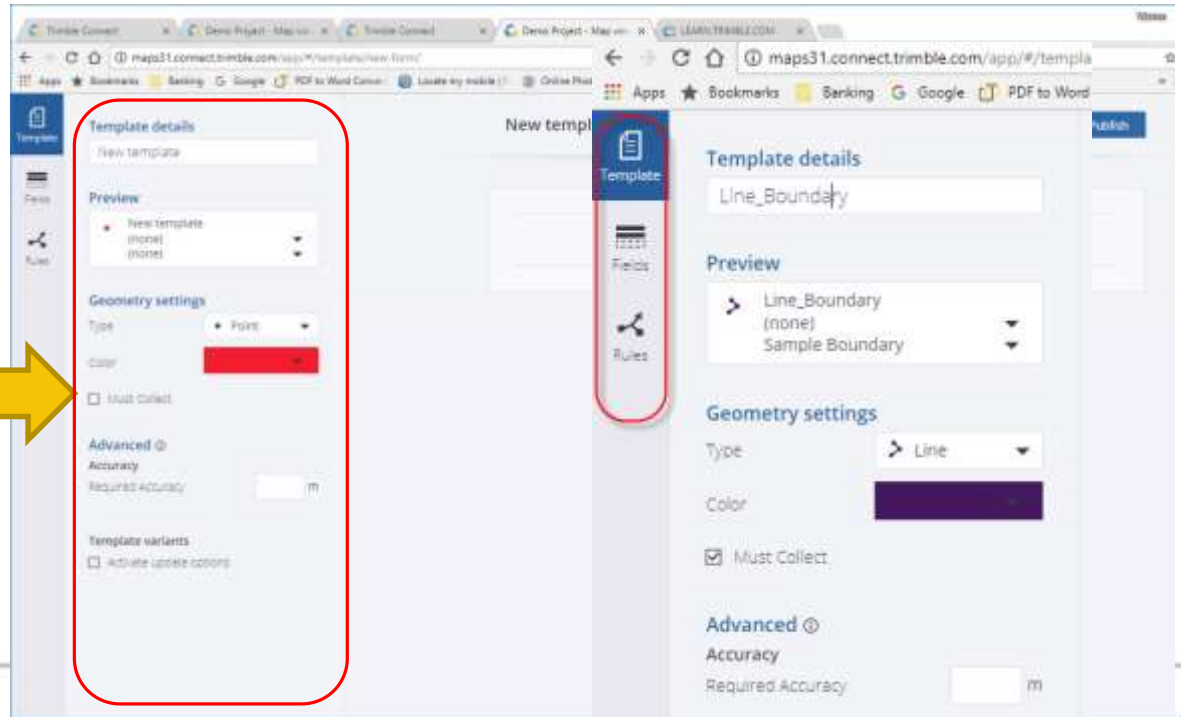
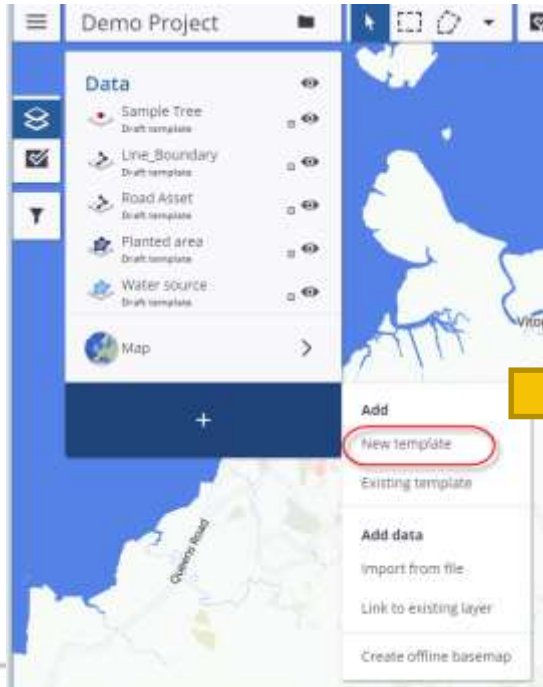
# TerraFlex

The screenshot displays the Trimble Connect web application interface. The main navigation bar includes 'DATA', 'ACTIVITY', 'TODO', and 'TEAM'. The 'DATA' tab is currently active. On the left, the 'Explorer' panel shows a tree view of the project structure, including folders like 'Archived Fields', 'Camera', and 'TerraFlex Demo'. The main content area shows the 'TerraFlex Demo' project with a message: 'There are no folders in this project'. A context menu is open over the 'TerraFlex Demo' folder, listing options: '+ Add', 'Create Folder', 'Create 3D Model', 'Map workspace', and 'Upload Files'. The 'Map workspace' option is highlighted with a red rectangle. The bottom status bar shows '1 KB', 'Migration Agent', and 'Aug 29 2017 04:33 p.m.'.





# TerraFlex





# TerraFlex

The screenshot displays the TerraFlex configuration interface. On the left, a sidebar contains various widget categories: Text (ABC), Number (123), Length, Angle, Radius, Chords, Date, Images (Image, Signature), Layout (Group, Page header), and Auto Fields (Collector, Created, Updated, Estimated economy). A teal arrow labeled "Drag and Drop" points from the "Created" field in the Auto Fields section to the "Open width" field in the "Gate" configuration window.

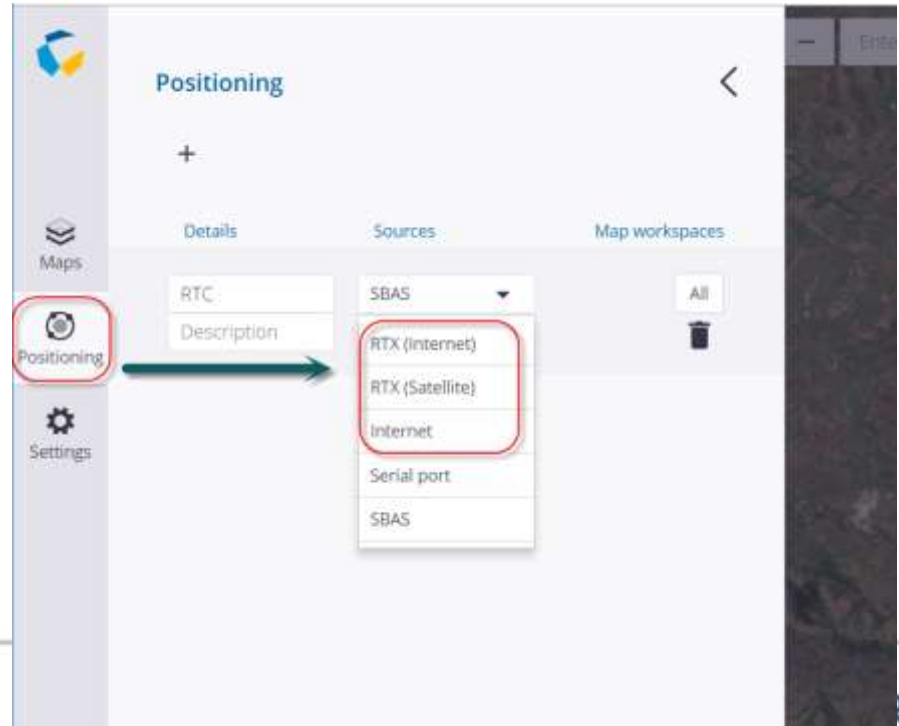
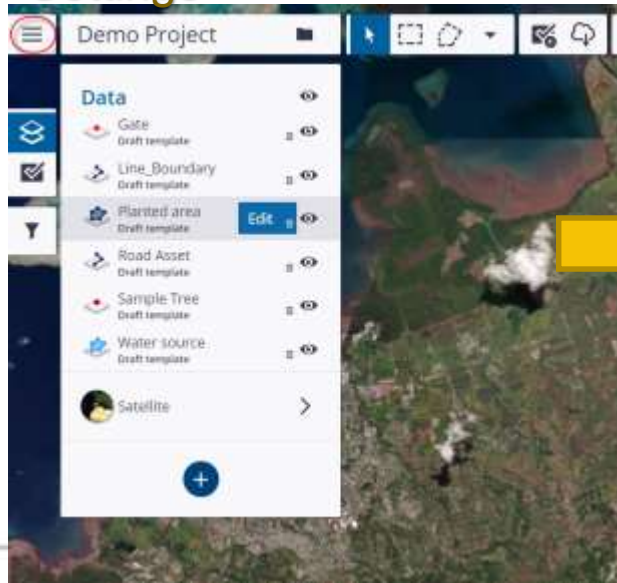
The "Gate" configuration window is titled "Gate" and includes "Cancel", "Save", and "Publish" buttons. The "Publish" button is highlighted with a red circle. The configuration details for the "Open width" field are as follows:

- Field name: Open width
- Required field:
- Unit: Meters
- Default value:
- Decimal places: 1
- Range: 1.0 to 5
- Buttons: Add rule, trash, and checkmark (highlighted with a red circle)



# TerraFlex

## Real-time Correction Settings



# The Future is Now





Vinaka vaka levu  
& Happy Data Collecting